

## Feedback Collected, Analysed and Action Taken Report

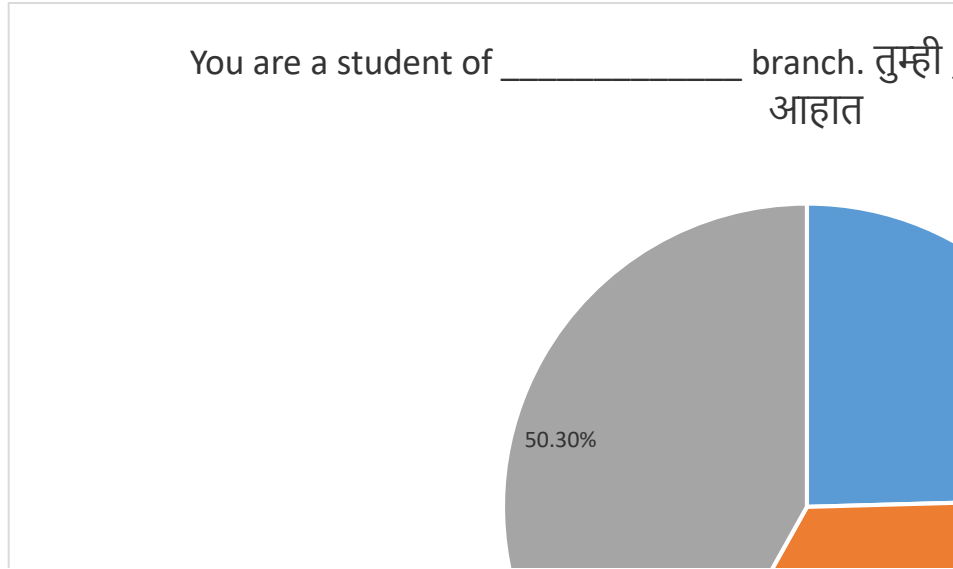
M.S.P. Arts, Science & K.P.T. Commerce College Manora, Dist.-Washim

Students Feedback

Session: - 2023-2024

1. You are a student of \_\_\_\_\_ branch. तुम्ही \_\_\_\_\_ शाखेचे विद्यार्थी आहात

Sr. No.	Scale	Percentage
1.	Arts	29.50%
2.	Commerce	40.30%
3.	Science	50.30%



- 2) Feedback on curriculum अभ्यासक्रमावरील अभिप्राय

- i) Depth of syllabus content is excellent. अभ्यासक्रम दृष्टीकोन उत्कृष्ट आहे.

Sr. No.	Scale	No. of Students
1.	Strongly Agree	092
2.	Agree	110
3.	Uncertain	003
4.	Disagree	00
5.	Strongly Disagree	00

- ii) The courses studied by me have enhanced my knowledge as well as my skills and my capabilities. माझ्याद्वारे अभ्यासलेल्या अभ्यासक्रमाने माझे ज्ञान तसेच माझे कौशल्य आणि क्षमता वाढवल्या आहेत.

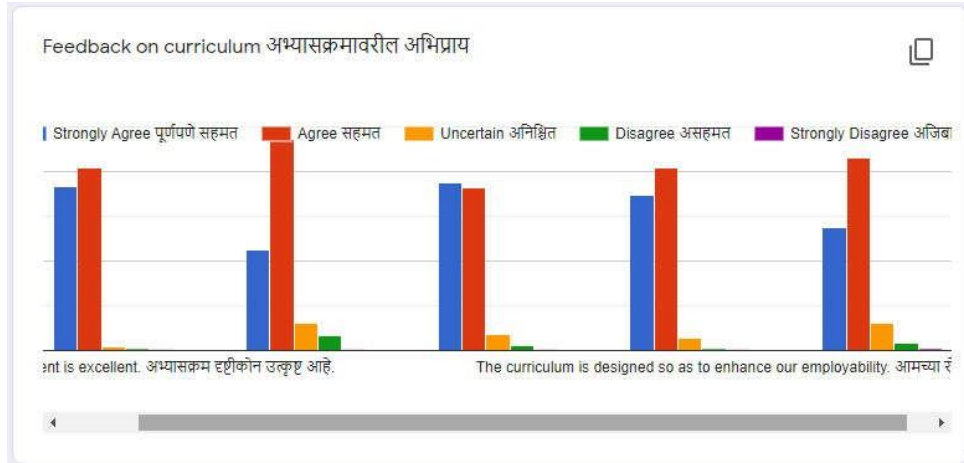
Sr. No.	Scale	No. of Students
1.	Strongly Agree	97
2.	Agree	91
3.	Uncertain	11
4.	Disagree	06
5.	Strongly Disagree	00

iii) The internal evaluation system as it exists regarding syllabus is excellent. अभ्यासक्रमाशी संबंधित असलेली अंतर्गत मूल्यांकन प्रणाली उत्कृष्ट आहे.

Sr. No.	Scale	No. of Students
1.	Strongly Agree	91
2.	Agree	105
3.	Uncertain	09
4.	Disagree	00
5.	Strongly Disagree	00

iV) The curriculum is designed so as to enhance our employability. आमच्या रोजगारक्षमतेत वाढ करण्यासाठी अभ्यासक्रम तयार केला आहे

Sr. No.	Scale	No. of Students
1.	Strongly Agree	70
2.	Agree	115
3.	Uncertain	15
4.	Disagree	04
5.	Strongly Disagree	01



3) Feedback on Teaching, learning & Evaluation. शिक्षण, शिक्षण आणि मूल्यांकन यावर अभिप्राय

i) The teachers are well prepared for the classes. वर्गासाठी शिक्षकांनी उत्तम प्रकारे तयारी केलेली असते

Sr. No.	Scale	No. of Students
1.	Strongly Agree	118
2.	Agree	81
3.	Uncertain	06
4.	Disagree	00
5.	Strongly Disagree	00

ii) 85 to 100% the syllabus was covered in the class.85 ते 100% अभ्यासक्रम वर्गातपूर्ण झाला.

Sr. No.	Scale	No. of Students
1.	Strongly Agree	74
2.	Agree	114
3.	Uncertain	16
4.	Disagree	01
5.	Strongly Disagree	00

iii) The teacher always encouraged student participation in class.शिक्षकांनी वर्ग मध्ये विद्यार्थ्यांच्या सहभागास नेहमी प्रोत्साहित केले

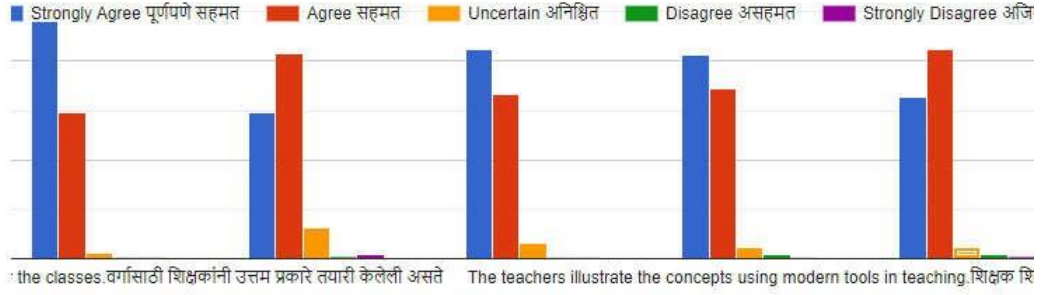
Sr. No.	Scale	No. of Students
1.	Strongly Agree	109
2.	Agree	89
3.	Uncertain	09
4.	Disagree	00
5.	Strongly Disagree	00

iv) Teachers every time inform you about your expected competencies, course outcomes and programme outcomes. प्रत्येक वेळी आपल्या अपेक्षित क्षमता, अभ्यास परिणाम आणि कार्यक्रम परिणामाविषयी शिक्षक आपल्याला सूचित करतात.

Sr. No.	Scale	No. of Students
1.	Strongly Agree	109
2.	Agree	89
3.	Uncertain	09
4.	Disagree	00
5.	Strongly Disagree	00

v) The teachers illustrate the concepts using modern tools in teaching.शिक्षक शिकवण्याच्या आधुनिक साधनांचा वापर करून संकल्पना स्पष्ट करतात.

Sr. No.	Scale	No. of Students
1.	Strongly Agree	109
2.	Agree	89
3.	Uncertain	09
4.	Disagree	00
5.	Strongly Disagree	00



#### 4) Feedback on Administration & Infrastructure. प्रशासन आणि पायाभूत सुविधांवरील आपला अभिप्राय.

i) Continuous efforts are taken by the college to improve the quality of teaching and learning. शिक्षण आणि शिक्षणाची गुणवत्ता सुधारण्यासाठी महाविद्यालयाने सतत प्रयत्न केले आहेत.

Sr. No.	Scale	No. of Students
1.	Strongly Agree	109
2.	Agree	89
3.	Uncertain	09
4.	Disagree	00
5.	Strongly Disagree	00

ii) The office staff in the college is cooperative and helpful. महाविद्यालयातील कार्यालयीन कर्मचारी सहकारी आणि उपयोगी आहेत.

Sr. No.	Scale	No. of Students
1.	Strongly Agree	67
2.	Agree	120
3.	Uncertain	18
4.	Disagree	00
5.	Strongly Disagree	00

iii) The library staff is cooperative and helpful. ग्रंथालय कर्मचारी सहकारी आणि उपयुक्त आहे.

Sr. No.	Scale	No. of Students
1.	Strongly Agree	67
2.	Agree	120
3.	Uncertain	18
4.	Disagree	00
5.	Strongly Disagree	00

iv) The prescribed books / reading materials are available in the library. निर्धारित पुस्तके / वाचन साहित्य लायब्ररीत उपलब्ध आहेत.

Sr. No.	Scale	No. of Students
1.	Strongly Agree	70
2.	Agree	121
3.	Uncertain	10
4.	Disagree	02
5.	Strongly Disagree	02

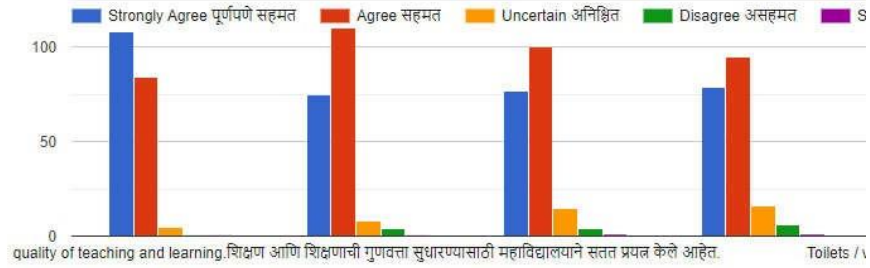
v) The classrooms are clean and well maintained. वर्ग स्वच्छ आणि सुस्थितीत आहेत..

Sr. No.	Scale	No. of Students
1.	Strongly Agree	70
2.	Agree	121
3.	Uncertain	10
4.	Disagree	02
5.	Strongly Disagree	02

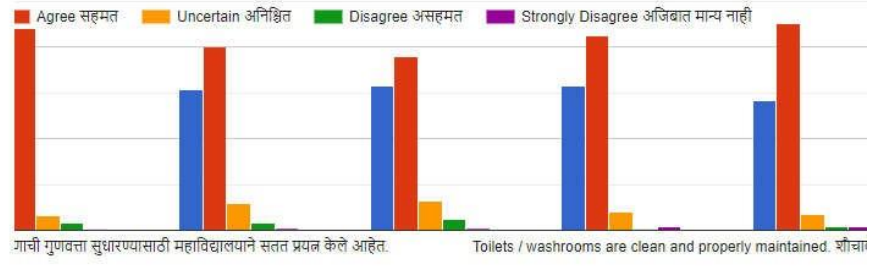
vi) Toilets / washrooms are clean and properly maintained. शौचालय / वॉशरूम स्वच्छ आणि व्यवस्थित राखले जातात.

Sr. No.	Scale	No. of Students
1.	Strongly Agree	70
2.	Agree	121
3.	Uncertain	10
4.	Disagree	02
5.	Strongly Disagree	02

Feedback on Administration & Infrastructure. प्रशासन आणि पायाभूत सुविधांवरील आपला अभिप्राय.



Feedback on Administration & Infrastructure. प्रशासन आणि पायाभूत सुविधांवरील आपला अभिप्राय.



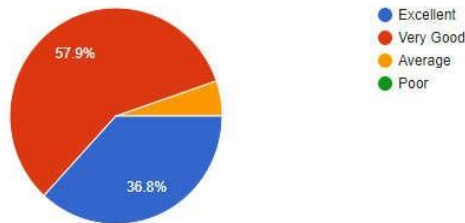
**M.S.P. Arts, Science & K.P.T. Commerce College Manora, Dist.-Washim**  
**Teacher's Feedback on Curriculum/ Syllabus**  
**Session: - 2023-2024**

**1. Standard of textbooks / reference books related to the courses.**

Sr. No.	Scale	Total	Percentage
1.	Excellent	19	36.8%
2.	Very Good	19	57.9%
3.	Average	19	5.3%
4.	Poor	19	0%

Standard of textbooks / reference books related to the courses.

19 responses

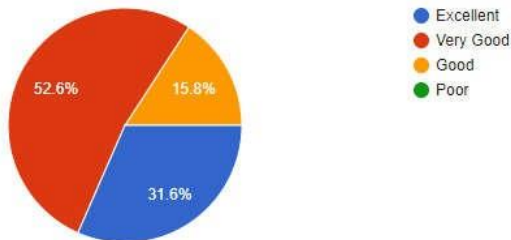


**2. Relevance of units with the syllabus of courses.**

Sr. No.	Scale	Total	Percentage
1.	Excellent	19	31.6%
2.	Very Good	19	52.6%
3.	Good	19	15.8%
4.	Poor	19	0%

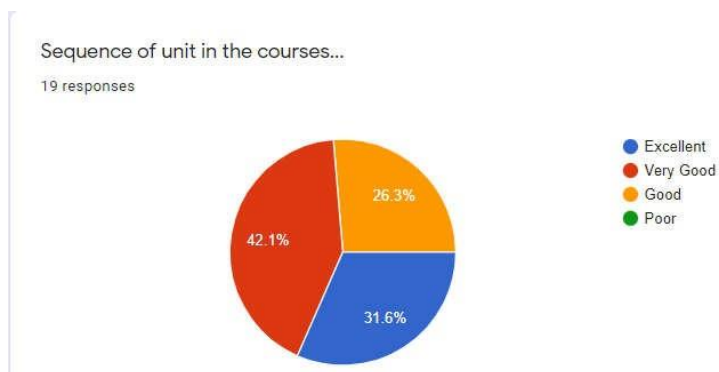
Relevance of units with the syllabus of courses...

19 responses



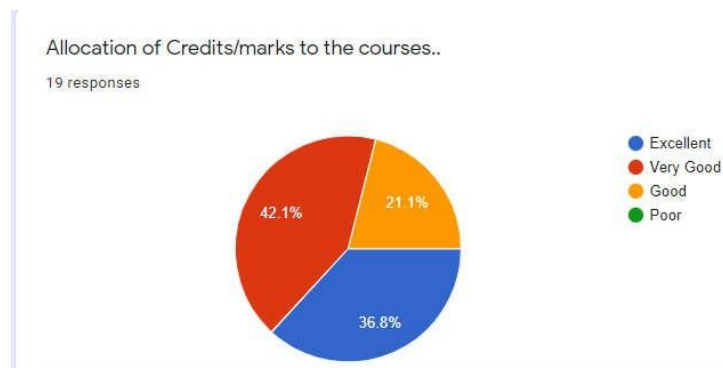
### 3. Sequence of unit in the courses.

Sr. No.	Scale	Total	Percentage
1.	Excellent	19	31.6%
2.	Very Good	19	42.2%
3.	Good	19	26.3%
4.	Poor	19	0%



### 4. Allocation of Credits/marks to the courses.

Sr. No.	Scale	Total	Percentage
1.	Excellent	19	36.8%
2.	Very Good	19	42.1%
3.	Good	19	21.1%
4.	Poor	19	0%



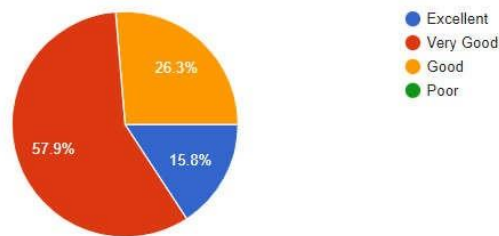


**5. Distribution of teaching hours among the courses component (L+P+T).**

Sr. No.	Scale	Total	Percentage
1.	Excellent	19	15.8%
2.	Very Good	19	57.9%
3.	Good	19	26.3%
4.	Poor	19	0%

Distribution of teaching hours among the courses component (L+P+T)

19 responses

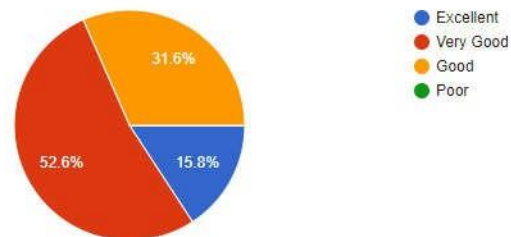


**6. The relation between the competencies expected out of your courses and syllabus studied.**

Sr. No.	Scale	Total	Percentage
1.	Excellent	19	15.8%
2.	Very Good	19	52.6%
3.	Good	19	31.6%
4.	Poor	19	0%

The relation between the competencies expected out of your courses and syllabus studied..

19 responses

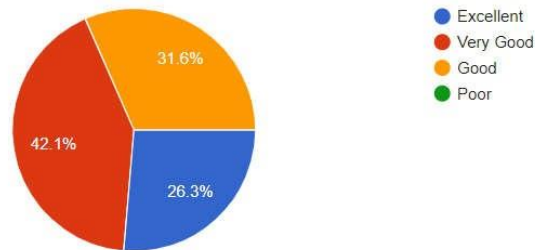


**7. Possibility of self learning or extra learning through your courses.**

Sr. No.	Scale	Total	Percentage
1.	Excellent	19	26.3%
2.	Very Good	19	42.1%
3.	Good	19	31.6%
4.	Poor	19	0%

Possibility of self learning or extra learning through your courses..

19 responses

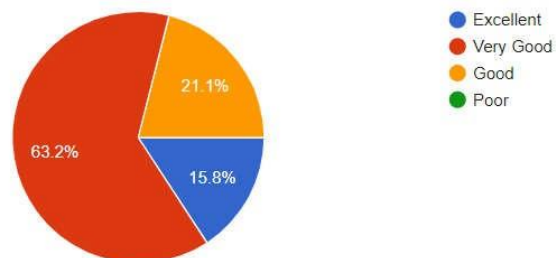


**8. Link of preceding courses and existing courses.**

Sr. No.	Scale	Total	Percentage
1.	Excellent	19	15.8%
2.	Very Good	19	63.2%
3.	Good	19	21.1%
4.	Poor	19	0%

Link of preceding courses and existing courses..

19 responses

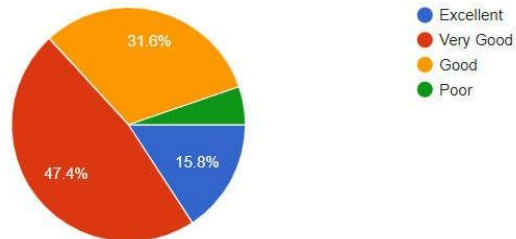


### 9. Workload of courses in the semester.

Sr. No.	Scale	Total	Percentage
1.	Excellent	19	15.8%
2.	Very Good	19	47.7%
3.	Good	19	31.6%
4.	Poor	19	5.3%

Workload of courses in the semester..

19 responses

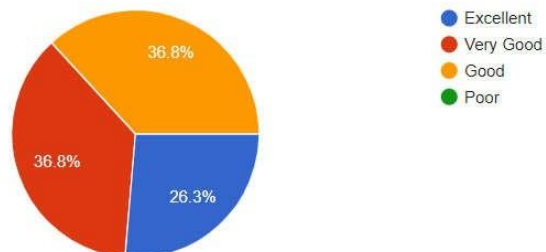


### 10. Evaluation scheme designed for each courses.

Sr. No.	Scale	Total	Percentage
1.	Excellent	19	26.3%
2.	Very Good	19	36.8%
3.	Good	19	36.8%
4.	Poor	19	0%

Evaluation scheme designed for each courses..

19 responses

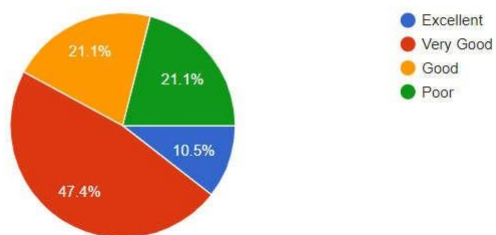


### 11. Inclusion of laboratory/ field work in the courses.

Sr. No.	Scale	Total	Percentage
1.	Excellent	19	10.5%
2.	Very Good	19	47.4%
3.	Good	19	21.1%
4.	Poor	19	21.1%

Inclusion of laboratory/ field work in the courses..

19 responses

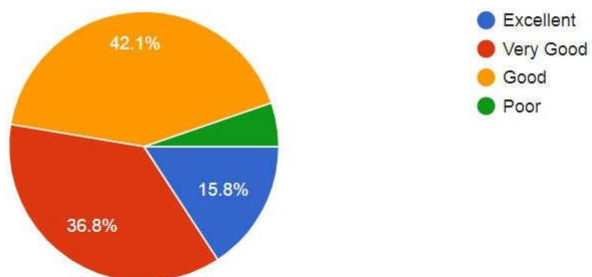


### 12. Real life application of courses.

Sr. No.	Scale	Total	Percentage
1.	Excellent	19	15.8%
2.	Very Good	19	36.8%
3.	Good	19	42.1%
4.	Poor	19	5.3%

Real life application of courses...

19 responses

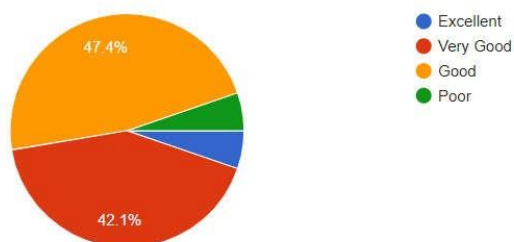


### 13. Inclusion of employment or Job oriented knowledge in the courses.

Sr. No.	Scale	Total	Percentage
1.	Excellent	19	5.3%
2.	Very Good	19	42.1%
3.	Good	19	47.4%
4.	Poor	19	5.3%

Inclusion of employment or Job oriented knowledge in the courses..

19 responses

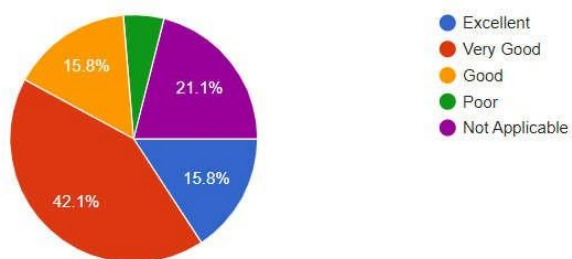


### 14. Satisfaction through the study of environment science.

Sr. No.	Scale	Total	Percentage
1.	Excellent	19	15.8%
2.	Very Good	19	42.1%
3.	Good	19	15.8%
4.	Poor	19	5.3%
5.	Not Applicable	19	21.1%

Satisfaction through the study of environment science..

19 responses

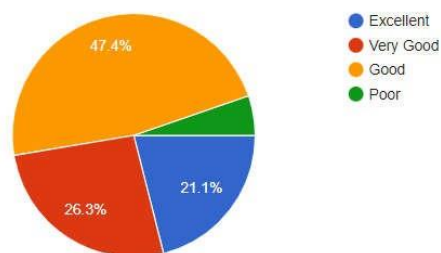


### 15. Size of syllabus in terms of load on students.

Sr. No.	Scale	Total	Percentage
1.	Excellent	19	21.1%
2.	Very Good	19	26.3%
3.	Good	19	47.4%
4.	Poor	19	5.3%

Size of syllabus in terms of load on students..

19 responses



### 16. Your Opinion to present syllabus.

Sr. No.	Opinion
1.	Add advance topics in the present syllabus
2.	Nothing
3.	Bcom I sem I abhyaskram कमी करा
4.	include the main concept's in syllabus of subject
5.	Practical should be applicable
6.	Overall Good
7.	Best
8.	Syllabus of physics subject must be change
9.	Should be updated time to time.
10.	Present syllabus should include skill oriented topics
11.	Course will be updates
12.	There must change in practical examination pattern. It should be annual.

## Alumni Feedback 2023-24

16 responses

[Publish analytics](#)

### Contact Number

16 responses

9607378374


9579594882

8208239881

9284930734

8208000163

9158536554



In which year were you studying in these colleges? आपण कोण या वर्ष



16 responses

2020-21 ...

2020-21

2019-20

2019-20

2021-2022

Currently working

16 responses

Competitive exam preparation


MA

Education

competitive exam preparation

No

M.A

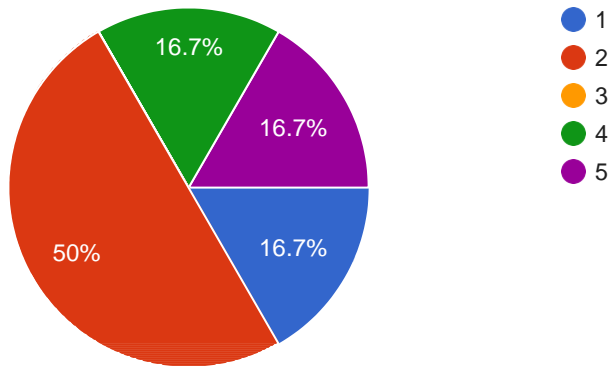






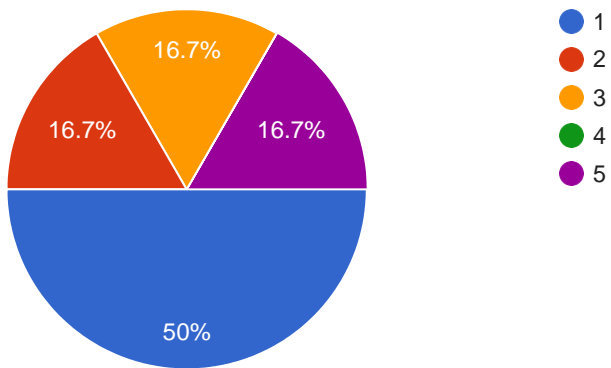
The relation between the competencies expected out of your courses and syllabus...

16 responses




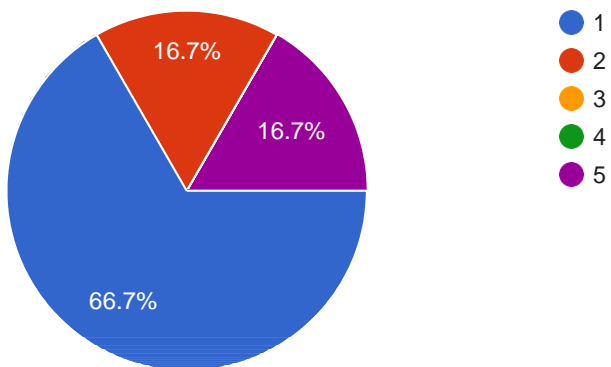
Possibility of Self Learning or extra learning through your courses?

16 responses



Evaluation scheme designed for each course.

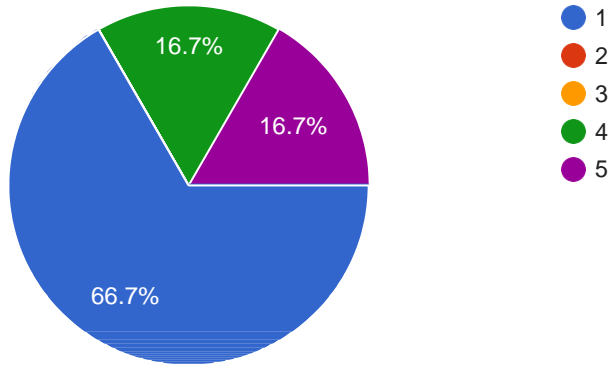
16 responses





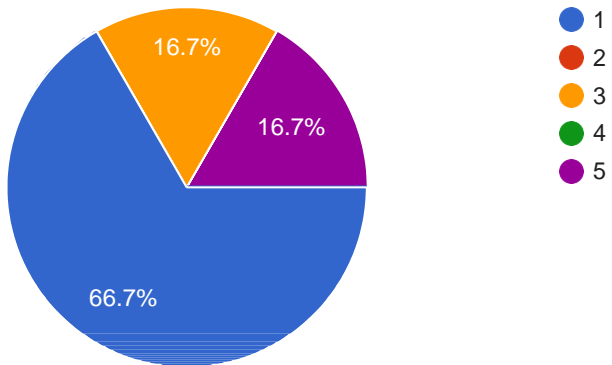
### Inclusion of laboratory / field work in the courses?

16 responses




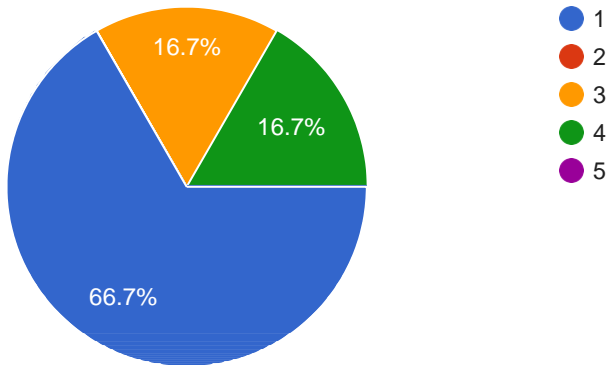
### Real life application of courses.

16 responses



### Inclusion of employment or job oriented knowledge in the courses...

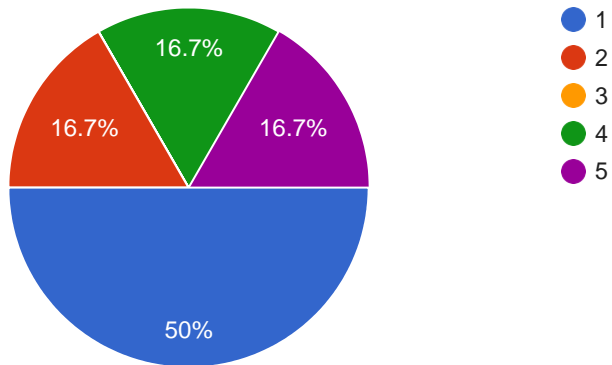
16 responses






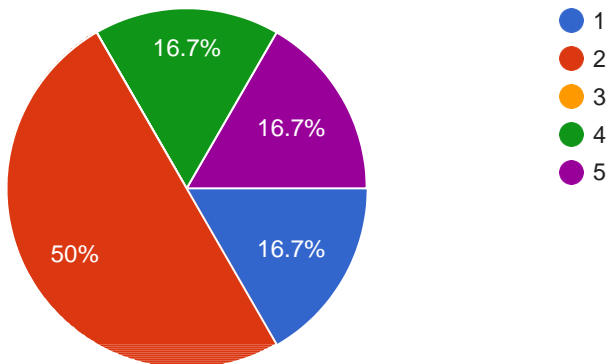
### Satisfaction through the study of environment science subject..

16 responses

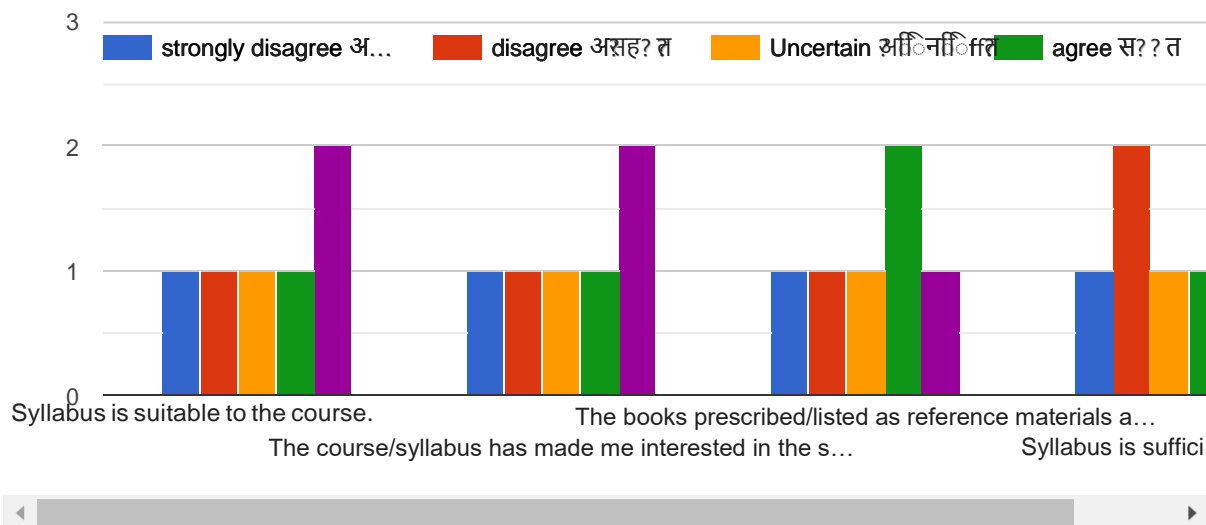


### Size of syllabus in terms of load on students?


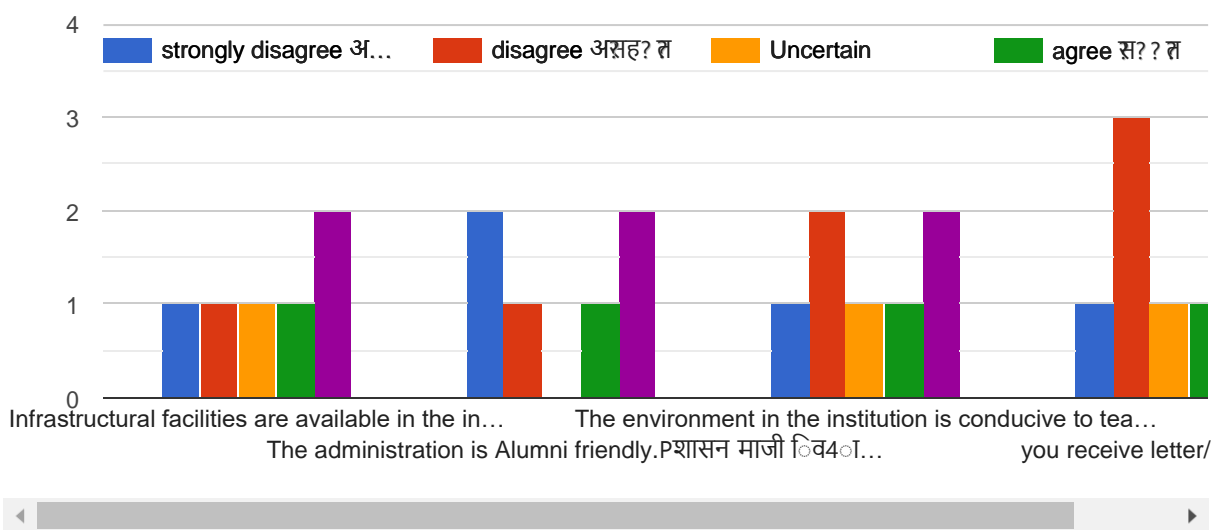
16 responses



Alumni feedback on curriculum, teaching, learning and evaluation.



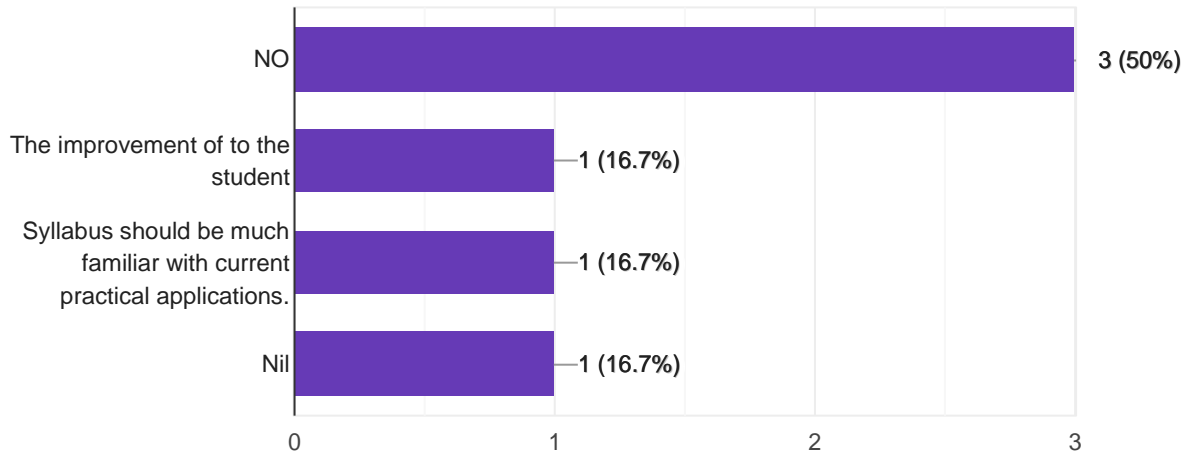
Alumni(Ex-student) feedback about administration and services.



### Recommendation for improvement in curriculum, teaching, learning and evaluation




16 responses



This content is neither created nor endorsed by Google. [Report Abuse](#) - [Terms of Service](#) - [Privacy Policy](#)

## Google Forms



# Employer Feedback 2023-24

11 responses

[Publish analytics](#)

## Name of Employer

11 responses

Annupurna medical store

Bhoyar Ceramics Manora

Gupta Kirana ShopeeSai

Medicals


Vittu-mauli Medical

Rubab Cloth Centre

Sony Cloth Centre

Mauli Grain Whole Sellers

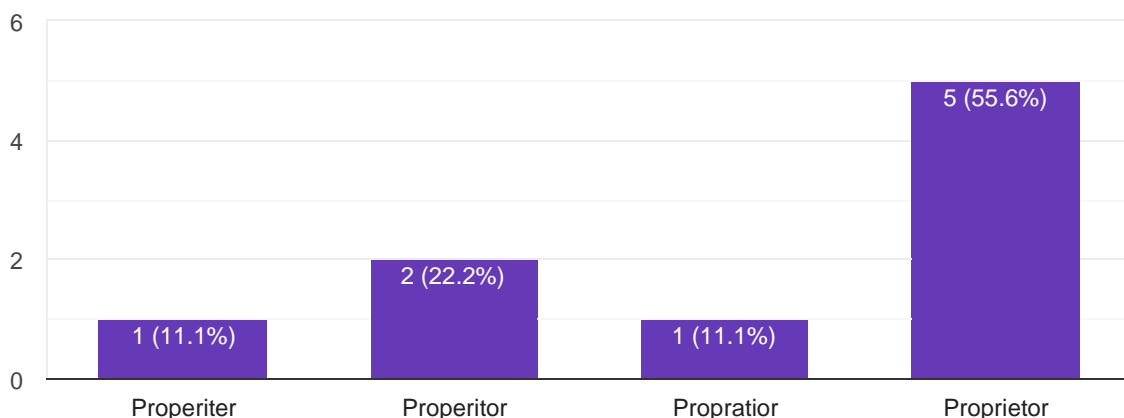
Shri Gajanan Daily Needs



### Designation



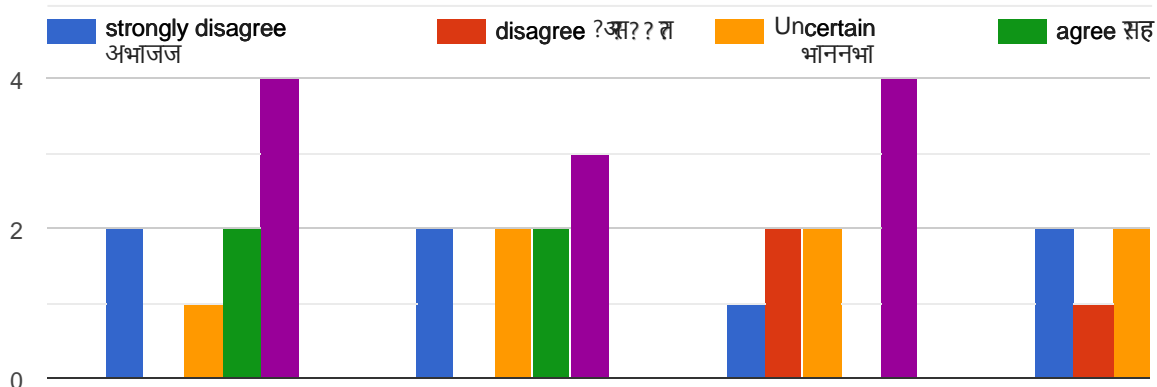
11 responses



### Feedback on curriculum, teaching, learning and evaluation



विशेषण विशिष्टता आण मूल्यापेक्षा वरिष्ठता




Syllabus is...

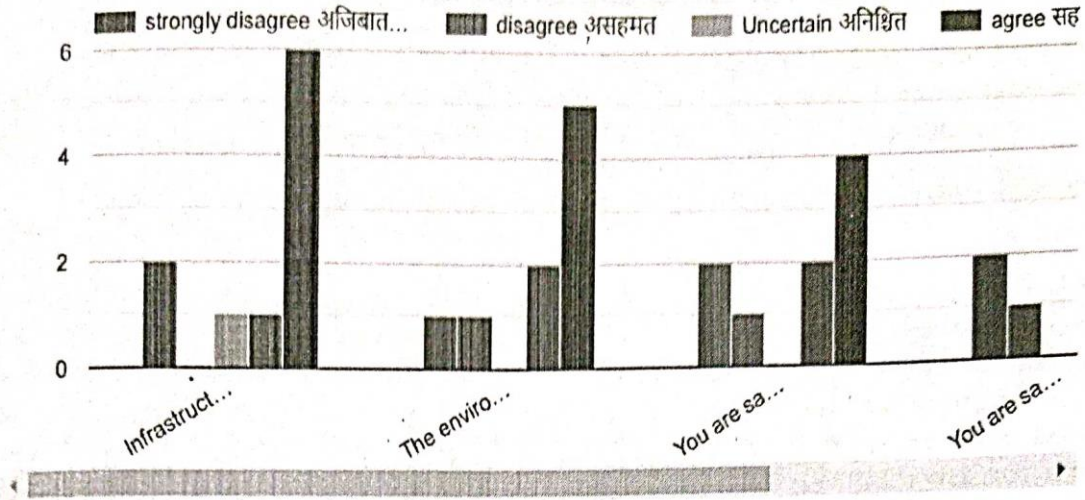
The books...

Syllabus is...

Courses h...




feedback about Institution progress and staffs. संस्था प्रगती आणि कर्मचारी बदल अभिप्राय. Copy



Recommendation for improvement in curriculum, teaching, learning and evaluation Copy

9 responses



This content is neither created nor endorsed by Google. [Report Abuse](#) - [Terms of Service](#) - [Privacy Policy](#)

Google Forms

Feedback committee

- 1) Dr. S. D. Ingole - *[Signature]*
- 2) Dr. A. S. Mile - *[Signature]*
- 3) Mr. N. B. Bhagat - *[Signature]*

*[Signature]*  
Principal  
M.S.P. Arts Sci. & K.P.T. Comm  
College, Manora Dist. Washin



## Action Taken Report 2023-24

The Feedback Analysis Committee of the college designs and collects feedback from its stakeholders to monitor and evaluate its performance quality on curriculum and curriculum related issues.

The feedback forms were collected from students, teachers, employers, alumni. The feedback targets following different content for different stakeholders.

For students, it addressed curriculum and its learning related issues in terms of quality, competence, skills. This feedback also considers other issues like delivery of curriculum by teachers. For teachers, the feedback addressed issues like suitability the course and its need base, outcomes of the curriculum, relationship with course content and corresponding reference material, availability of reference materials in terms with curriculum, evaluation methods and curriculum delivery, etc. For employers, it addressed issues like general communication skills, developing solutions to real life problems, working, and learning of new techniques through the curriculum. For alumni, it aimed for responses on adequateness of courses curriculum, sufficiency of syllabus content in context of current curriculum design in context of development.

Following is the action taken on all the feedbacks taken from various stakeholders.

Sr. No.	Feedback	Finding	Action Taken
1	Students feedback on Curriculum	Arts faculty response rate is very low i.e. 29.50%	Arts faculty In charge was instructed to increase the response rate to the students feedback
2	Teachers Feedback on Curriculum	47.4% teachers mentioned inclusion of laboratory work in the courses are very Good.	The feedback is communicated to the parent university, i.e. to include the more inclusion of field work and laboratory.
3		36.8% teachers mentioned through their response that, 'real life application of courses' are 'Very good'.	The feedback is communicated to the parent university, i.e. the curriculum should be more realistic towards life and applicable.
4		Only 5.3% teachers said through their response that, "Inclusion of employment or Job oriented knowledge in the courses" is 'poor'.	The feedback is communicated to the parent university, i.e. the curriculum is good enough for employment or job oriented knowledge'.
5		42.1% teachers responded that, the Satisfaction through the study of environment science is applicable.	The feedback is communicated to the parent university, i.e. there is scope to include the curriculum of environmental study for each stream'.
		5.3% teachers mentioned through their response that, the Size of syllabus in terms of load on students is 'poor'	The feedback is communicated to the parent university, i.e. 'the size of the syllabus should be proportionate.'
6	Alumni	50% students responded that	The feedback is communicated with all the

	Feedback	'The relation between the competencies expected out of your courses and syllabus is excellent'	Faculties and alumni association.
7	Employer Feedback	Manora Region is belongs to rural area. Due to this, there is no industry belongs to Manora area.	College have taken initiative regarding Employers feedback, college send feedback link to the shopping centres and local entrepreneurs and collect the data.